

Signify Classified - Internal
Cooper Lighting Solutions Photometric Lab
1121 Highway 74 South
Peachtree City, GA 30269



Scaled data based on original data using
LM-79-08 Approved Method: Electrical and Photometric Measurements of Solid-
State Lighting Products

Test Report Prepared for
Cooper Lighting Solutions
(formerly Eaton)

Brand: McGRAW-EDISON

Report Number: P437945

Luminaire Tested: **ISS-SA1F-830-U-T3**

Issue Date: 12/9/2020

Test Information

Test Method: LM-79-08
Report Number: P437945
TEST IS SCALED FROM IESNA LM-79-08 TEST DATA (G3-2011-074-8)
Test Lab: INNOVATION CENTER
Issue Date: 12/9/2020
Manufacturer: COOPER LIGHTING SOLUTIONS (FORMERLY EATON)
Product Line: McGRAW-EDISON
Catalog Number: ISS-SA1F-830-U-T3
Description: IMPACT ELITE LED QUARTER SPHERE LUMINAIRE
(1) 80 CRI, 3000K, 1200mA LIGHTSQUARE WITH 16 LEDS AND TYPE III OPTICS
Light Source: -
Ballast/Driver: ELECTRONIC DRIVER

Summary

Lumens per Lamp: N/A
Luminaire Lumens: 6220 lumens
Efficiency: N/A
Efficacy: 94.2 lumens/watt
Luminous Opening: Rectangular (W 0.5' x L: 0.5' x H: 0')
IES Classification: Type III - Medium
BUG Rating: B1 - U0 - G2

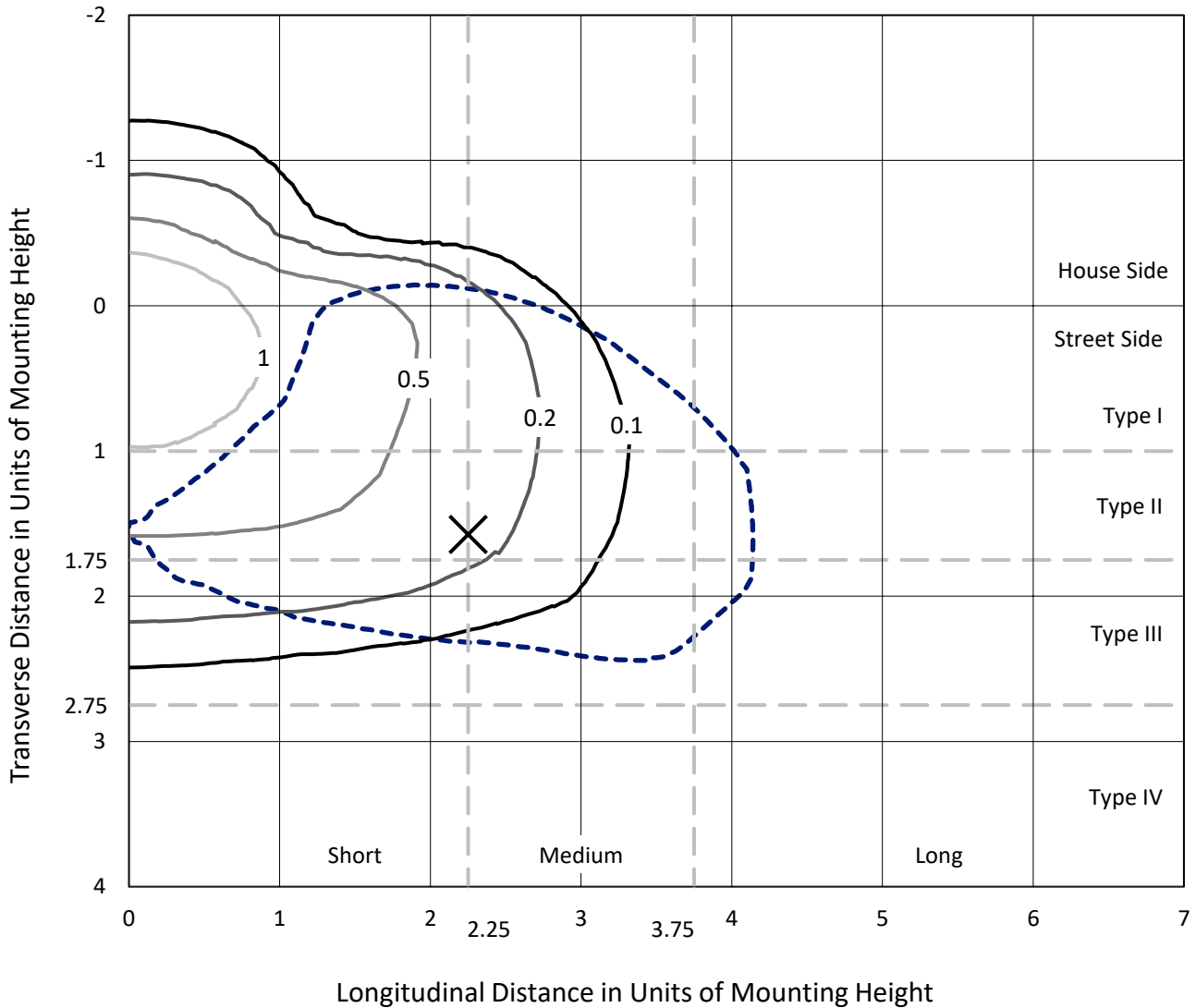
Input Watts (W): 66
Input Voltage (V): NR
Input Current (Ain): NR
Voltage Rise (V): NR
Power Factor: NR
Total Harmonic Distortion (THDi): NR
Frequency (hertz): 60
Stabilization Time: NR
Operation Time: NR
Ambient Temperature (°C): NR
Test Distance: 28.75 FT



REPORT NUMBER: P437945
 CATALOG NUMBER: ISS-SA1F-830-U-T3

Iso-Footcandle Lines of Horizontal Illumination

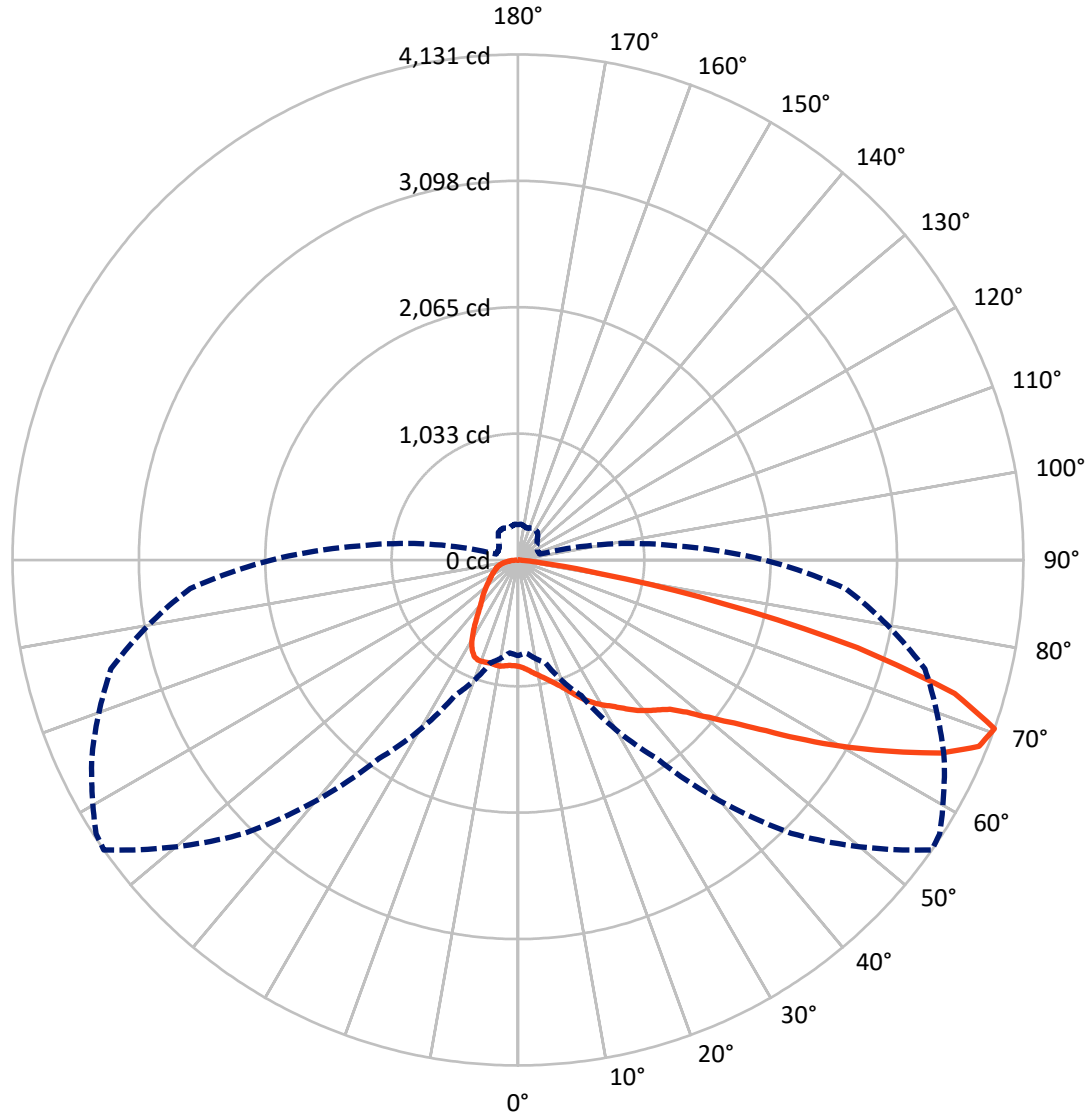
✕ Max cd
 - - - 1/2 Max cd



Based on 25 foot mounting height. Maximum calculated value = 1.6 fc
 Type III - Medium - N/A

REPORT NUMBER: P437945
CATALOG NUMBER: ISS-SA1F-830-U-T3

Luminous Intensity Polar Plot



— Vertical Plane Through 55-Deg Lateral - - - Horizontal Cone Through 70-Deg Vertical

REPORT NUMBER: P437945
 CATALOG NUMBER: ISS-SA1F-830-U-T3

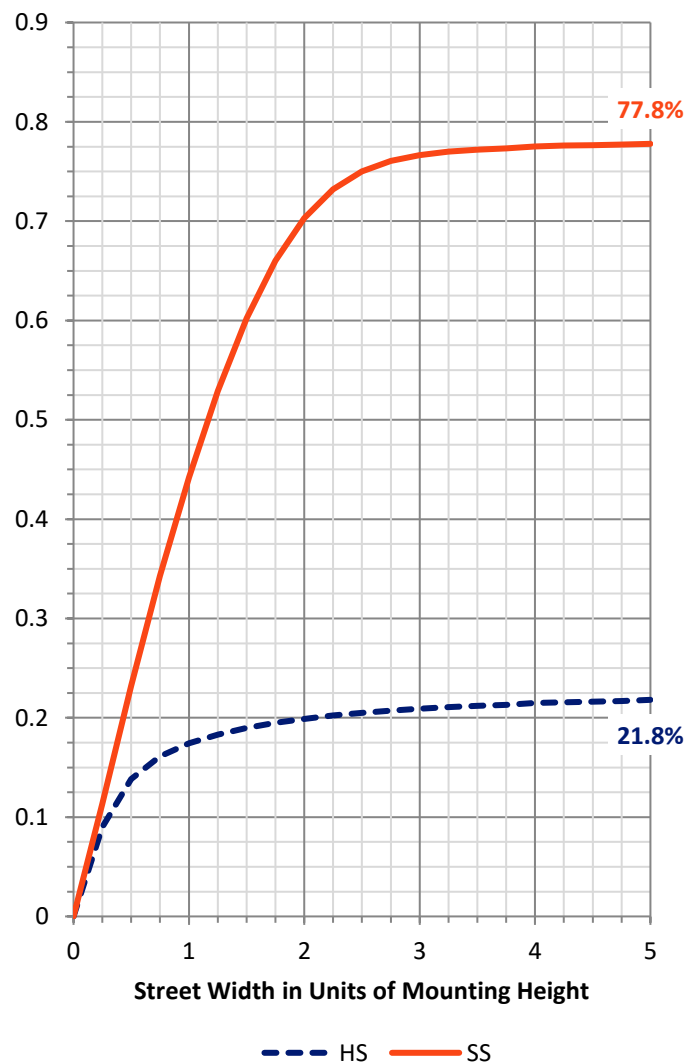
FLUX DISTRIBUTION:

		Downward	Upward	Total
House Side	Lumens	1375.8	0.0	1375.8
	% Fixture	22.1	0.0	22.1
Street Side	Lumens	4844.2	0.0	4844.2
	% Fixture	77.9	0.0	77.9
Total	Lumens	6220.0	0.0	6220.0
	% Fixture	100.0	0.0	100.0

Coefficient of Utilization

ZONAL LUMENS:

Zone	Lumens	% Fixture
0°-10°	85.6	1.4
10°-20°	272.3	4.4
20°-30°	473.5	7.6
30°-40°	667.5	10.7
40°-50°	884.7	14.2
50°-60°	1288.9	20.7
60°-70°	1608.4	25.9
70°-80°	856.6	13.8
80°-90°	82.5	1.3
90°-100°	0.0	0.0
100°-110°	0.0	0.0
110°-120°	0.0	0.0
120°-130°	0.0	0.0
130°-140°	0.0	0.0
140°-150°	0.0	0.0
150°-160°	0.0	0.0
160°-170°	0.0	0.0
170°-180°	0.0	0.0
0°-90°	6220.0	100.0
0°-180°	6220.0	100.0

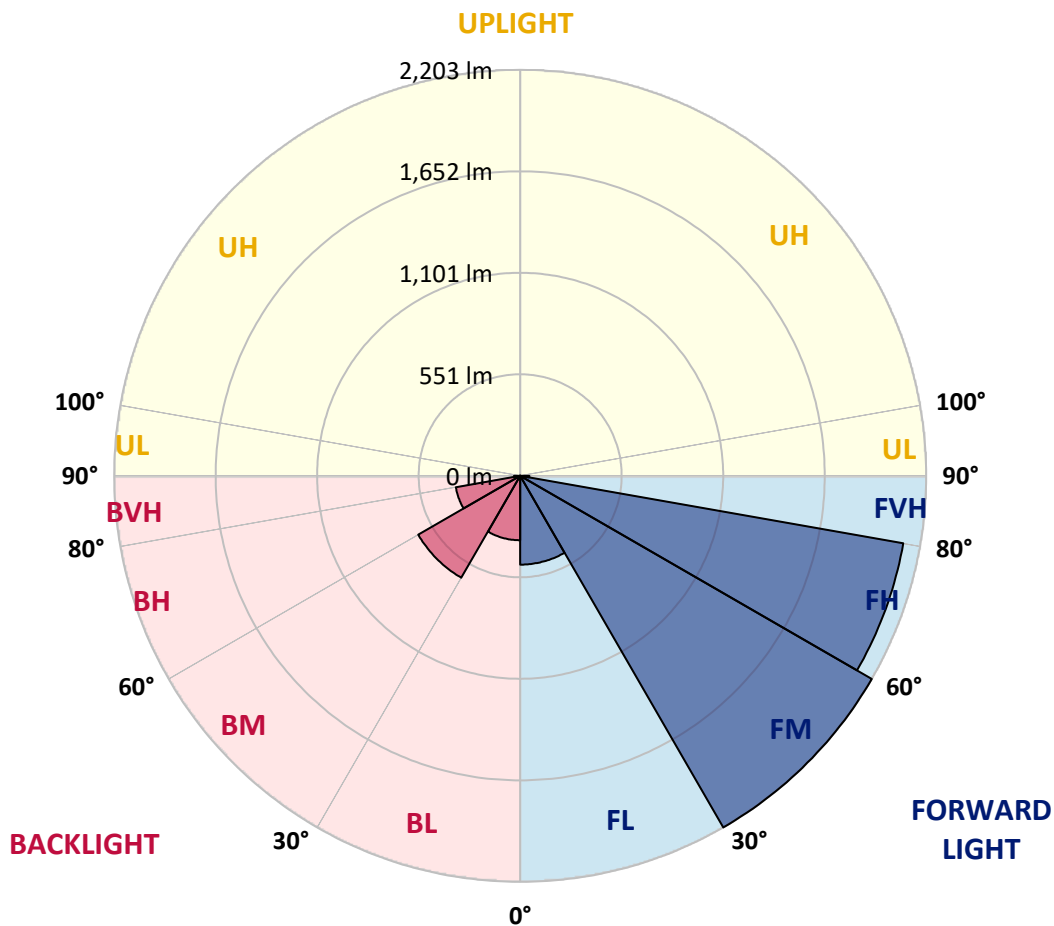


REPORT NUMBER: P437945
 CATALOG NUMBER: ISS-SA1F-830-U-T3

LUMINAIRE CLASSIFICATION SYSTEM LUMEN TABLE AND BUG RATING:

Zone	Lumens	% Fixture	Zone Rating/Lumen Limit		
			B	U	G
FL (0°-30°)	481.8	7.7			
FM (30°-60°)	2202.7	35.4			
FH (60°-80°)	2110.4	33.9			G2/5000
FVH (80°-90°)	49.3	0.8			G1/100
BL (0°-30°)	349.6	5.6	B1/500		
BM (30°-60°)	638.4	10.3	B1/1000		
BH (60°-80°)	354.5	5.7	B1/500		G1/500
BVH (80°-90°)	33.3	0.5			G1/100
UL (90°-100°)	0.0	0.0		U0/0	
UH (100°-180°)	0.0	0.0		U0/0	

BUG Rating: B1-U0-G2
 Type III Medium





REPORT NUMBER: P437945

CATALOG NUMBER: ISS-SA1F-830-U-T3

CANDELA DISTRIBUTION (FULL):

	0°	5°	15°	25°	35°	45°	55°	57°	65°	75°	85°
0°	868.6	868.6	868.6	868.6	868.6	868.6	868.6	868.6	868.6	868.6	868.6
2.5°	897.8	895.5	895.5	893.3	891.0	888.8	884.3	879.8	879.8	875.4	875.4
5°	920.1	915.7	917.9	915.7	915.7	911.2	904.5	904.5	902.2	891.0	882.1
7.5°	942.5	940.3	940.3	942.5	940.3	935.8	933.6	931.3	922.4	908.9	895.5
10°	973.9	973.9	973.9	971.6	971.6	967.2	960.4	960.4	949.2	933.6	917.9
12.5°	1020.9	1018.6	1016.4	1016.4	1009.7	1000.7	994.0	994.0	987.3	962.7	942.5
15°	1074.6	1067.9	1063.4	1063.4	1054.5	1038.8	1032.1	1034.3	1027.6	998.5	969.4
17.5°	1128.3	1128.3	1123.9	1112.7	1101.5	1090.3	1074.6	1079.1	1072.4	1043.3	1005.2
20°	1177.6	1173.1	1173.1	1166.4	1150.7	1137.3	1128.3	1126.1	1121.6	1090.3	1045.5
22.5°	1231.3	1229.1	1222.4	1217.9	1206.7	1200.0	1195.5	1195.5	1177.6	1135.1	1076.9
25°	1296.3	1294.0	1294.0	1276.1	1267.2	1256.0	1262.7	1256.0	1247.0	1184.3	1110.4
27.5°	1361.2	1361.2	1358.9	1350.0	1325.4	1318.6	1323.1	1318.6	1316.4	1231.3	1141.8
30°	1430.6	1428.3	1421.6	1419.4	1394.8	1376.9	1374.6	1365.7	1365.7	1273.9	1164.2
32.5°	1488.8	1486.6	1491.0	1482.1	1466.4	1441.8	1426.1	1426.1	1410.4	1316.4	1191.0
35°	1542.5	1547.0	1547.0	1542.5	1529.1	1504.5	1488.8	1493.3	1470.9	1354.5	1224.6
37.5°	1603.0	1598.5	1591.8	1587.3	1569.4	1558.2	1558.2	1562.7	1529.1	1394.8	1269.4
40°	1616.4	1627.6	1643.3	1625.4	1616.4	1614.2	1618.6	1607.4	1573.9	1457.4	1345.5
42.5°	1643.3	1652.2	1681.3	1674.6	1667.9	1674.6	1674.6	1658.9	1643.3	1542.5	1448.5
45°	1710.4	1726.1	1748.5	1750.7	1748.5	1759.7	1739.5	1737.3	1735.1	1665.7	1587.3
47.5°	1784.3	1802.2	1853.7	1847.0	1871.6	1894.0	1858.2	1856.0	1862.7	1829.1	1764.2
50°	1871.6	1889.5	1954.5	1979.1	2046.2	2086.5	2021.6	1992.5	2039.5	2037.3	1988.0
52.5°	1972.4	1994.8	2039.5	2124.6	2238.8	2281.3	2211.9	2187.3	2243.3	2270.1	2225.3
55°	2041.8	2059.7	2129.1	2261.2	2447.0	2503.0	2462.7	2440.3	2500.7	2523.1	2476.1
57.5°	2066.4	2070.9	2173.9	2382.1	2639.5	2782.8	2776.1	2760.4	2735.8	2791.8	2778.3
60°	2023.9	2048.5	2180.6	2435.8	2811.9	3082.8	3107.4	3071.6	3040.3	3053.7	3008.9
62.5°	1967.9	1988.0	2126.8	2442.5	2928.3	3353.7	3445.5	3405.2	3326.8	3291.0	3185.8
65°	1770.9	1770.9	1907.4	2305.9	2908.2	3575.3	3801.5	3732.1	3588.8	3461.2	3179.1
67.5°	1354.5	1347.7	1479.8	1894.0	2623.9	3597.7	4063.4	4027.6	3797.0	3526.1	3053.7
70°	781.3	761.2	870.9	1222.4	1981.3	3158.9	4130.6	4110.4	3844.0	3443.2	2688.8
72.5°	270.9	288.8	360.4	519.4	1090.3	2274.6	3732.1	3774.6	3620.1	3127.6	2160.4
75°	141.0	141.0	165.7	226.1	461.2	1173.1	2867.9	3000.0	3033.6	2617.1	1542.5
77.5°	103.0	105.2	118.7	145.5	219.4	450.0	1721.6	1847.0	2100.0	1802.2	891.0
80°	69.4	71.6	85.1	96.3	134.3	174.6	687.3	754.5	1041.0	806.0	344.8
82.5°	51.5	53.7	53.7	56.0	73.9	80.6	181.3	223.9	358.2	239.5	123.1
85°	11.2	11.2	22.4	22.4	22.4	22.4	40.3	44.8	67.2	71.6	40.3
87.5°	0.0	0.0	0.0	0.0	2.2	2.2	4.5	4.5	4.5	6.7	6.7
90°	0.0	0.0	0.0	0.0	0.0	0.0	0.0	0.0	0.0	0.0	0.0



REPORT NUMBER: P437945
 CATALOG NUMBER: ISS-SA1F-830-U-T3

CANDELA DISTRIBUTION (continued):

	90°	95°	105°	115°	125°	135°	145°	155°	165°	175°	180°
0°	868.6	868.6	868.6	868.6	868.6	868.6	868.6	868.6	868.6	868.6	868.6
2.5°	873.1	870.9	868.6	866.4	864.2	861.9	859.7	861.9	861.9	866.4	868.6
5°	879.8	873.1	870.9	866.4	864.2	864.2	864.2	866.4	868.6	870.9	873.1
7.5°	891.0	888.8	882.1	873.1	870.9	870.9	866.4	866.4	866.4	870.9	870.9
10°	911.2	904.5	895.5	886.6	879.8	866.4	855.2	846.3	850.7	857.5	857.5
12.5°	933.6	922.4	911.2	895.5	877.6	855.2	844.0	846.3	846.3	853.0	855.2
15°	962.7	953.7	929.1	902.2	870.9	853.0	848.5	844.0	844.0	848.5	853.0
17.5°	994.0	978.3	947.0	906.7	875.4	855.2	846.3	828.3	819.4	817.2	821.6
20°	1023.1	1005.2	962.7	911.2	879.8	853.0	821.6	792.5	770.1	765.7	761.2
22.5°	1047.8	1025.4	973.9	920.1	879.8	830.6	776.9	734.3	703.0	694.0	698.5
25°	1074.6	1041.0	987.3	929.1	864.2	785.8	711.9	660.4	629.1	615.7	615.7
27.5°	1097.0	1063.4	1000.7	922.4	823.9	725.4	640.3	588.8	564.2	550.7	548.5
30°	1117.2	1081.3	1027.6	902.2	765.7	642.5	568.7	532.8	517.2	501.5	503.7
32.5°	1144.0	1112.7	1047.8	859.7	687.3	566.4	510.4	492.5	476.9	465.7	470.1
35°	1182.1	1164.2	1054.5	806.0	606.7	512.7	474.6	454.5	441.0	425.4	425.4
37.5°	1235.8	1220.1	1032.1	725.4	535.1	472.4	445.5	418.7	396.3	378.4	373.9
40°	1300.7	1278.3	994.0	635.8	479.1	445.5	420.9	387.3	356.0	331.3	326.9
42.5°	1403.7	1338.8	938.0	544.0	438.8	423.1	389.5	347.0	315.7	297.8	293.3
45°	1513.4	1408.2	857.5	465.7	407.5	396.3	358.2	315.7	293.3	279.8	277.6
47.5°	1652.2	1484.3	781.3	407.5	371.6	369.4	324.6	297.8	279.8	270.9	268.7
50°	1835.8	1580.6	705.2	362.7	340.3	333.6	309.0	286.6	273.1	266.4	264.2
52.5°	2048.5	1692.5	644.8	329.1	311.2	306.7	300.0	282.1	273.1	266.4	264.2
55°	2250.0	1808.9	579.8	297.8	286.6	291.0	295.5	282.1	275.4	270.9	266.4
57.5°	2471.6	1907.4	506.0	273.1	266.4	277.6	291.0	284.3	279.8	273.1	270.9
60°	2608.2	1976.8	407.5	250.7	250.7	266.4	284.3	279.8	270.9	270.9	270.9
62.5°	2668.6	1965.7	322.4	228.4	232.8	253.0	273.1	268.7	261.9	273.1	273.1
65°	2590.3	1838.0	261.9	208.2	214.9	235.1	261.9	261.9	261.9	279.8	279.8
67.5°	2386.5	1645.5	214.9	190.3	197.0	221.6	261.9	277.6	275.4	295.5	295.5
70°	2014.9	1305.2	185.8	176.9	185.8	221.6	277.6	286.6	270.9	293.3	288.8
72.5°	1535.8	911.2	165.7	163.4	174.6	214.9	279.8	275.4	255.2	261.9	255.2
75°	1009.7	553.0	145.5	150.0	154.5	190.3	266.4	257.5	232.8	228.4	223.9
77.5°	555.2	277.6	127.6	134.3	134.3	161.2	241.8	221.6	201.5	190.3	185.8
80°	221.6	141.0	111.9	118.7	109.7	129.8	181.3	172.4	154.5	145.5	141.0
82.5°	100.7	78.4	94.0	98.5	82.8	96.3	134.3	129.8	116.4	100.7	96.3
85°	38.1	44.8	71.6	67.2	58.2	56.0	76.1	69.4	56.0	44.8	44.8
87.5°	4.5	9.0	17.9	24.6	13.4	9.0	4.5	2.2	2.2	0.0	0.0
90°	0.0	0.0	0.0	0.0	0.0	0.0	0.0	0.0	0.0	0.0	0.0

Cooper Lighting Solutions Photometric Lab
1121 Highway 74 South
Peachtree City, GA 30269



LM-79-2019: Approved Method: Electrical and Photometric Measurements of Solid-State Lighting Products

Report Prepared for

Cooper Lighting Solutions

MCGRAW EDISON

Report Number: SP1-2408-195-9

Test Date: 08/07/2024

Luminaire Tested: GALN-SB1A-830-U-5WQ

Data in this report applies to families of products including GALN-SB1A-830-U-5WQ.

Test Information

Test Method: LM-79-2019
 Report Number: SP1-2408-195-9
 Test Lab: COOPER LIGHTING SOLUTIONS
 Photometer: SP1 - 76IN SPHERE
 Measurement Geometry: 4π
 Issue Date: 08/07/2024
 Manufacturer: COOPER LIGHTING SOLUTIONS
 Product Line: MCGRAW EDISON
 Catalog Number: **GALN-SB1A-830-U-5WQ**
 Description: GALLEON AREA AND ROADWAY LUMINAIRE. (1) 80 CRI, 3000K, 350MA HIGH DENSITY LIGHTSQUARE WITH 26 LEDS AND TYPE V WIDE OPTICS

Spectral Parameters

CCT (K): 3050
 CIE u': 0.2476
 CIE v': 0.5251
 Duv: 0.0034
 CIE x: 0.4383
 CIE y: 0.4131
 CIE z: 0.1487
 Peak Wavelength (nm): 603
 Dominant Wavelength (nm): 581
 Purity: 55.55201
 Rf: 81.5
 Rg: 99.2

CRI (Ra):	81.0		
R1:	79.6	R9:	7.1
R2:	85.6	R10:	67.0
R3:	92.0	R11:	82.7
R4:	82.6	R12:	63.2
R5:	78.9	R13:	80.3
R6:	81.7	R14:	95.0
R7:	85.2	R15:	71.7
R8:	62.0		



Test Conditions

Stabilization Time: 20M
 Operation Time: 1H 20M
 Sphere Temperature (°C): 24.2

REPORT NUMBER: SP1-2408-195-9

Measurement and Test Equipment			
Instrument	Identification Number	Calibration Date	Calibration Due Date
Photometer	IN0058	6/18/2024	12/18/2024
Power Meter	INXT2011004	2/8/2024	2/8/2025
AC Power Source	IN0063	10/24/2023	10/24/2024
DC Power Source	IN0208	10/24/2023	10/24/2024
Sphere Thermometer	IN0085	10/24/2023	10/24/2024
Room Thermometer	IN0046	10/24/2023	10/24/2024

REPORT NUMBER: SP1-2408-195-9

CIE 1931 Chromaticity Diagram



CIE 1931 Chromaticity Diagram with 2017 ANSI 7-Step and 4-Step Quadrangles



Point lies inside the ANSI 3000K 4-step quadrangle

REPORT NUMBER: SP1-2408-195-9

Photopic Flux vs. Wavelength



Photopic Lumens: NR

λ (nm)	Power W [^] /nm	Lumens (ϕ /nm)	λ (nm)	Power W [^] /nm	Lumens (ϕ /nm)	λ (nm)	Power W [^] /nm	Lumens (ϕ /nm)	λ (nm)	Power W [^] /nm	Lumens (ϕ /nm)	λ (nm)	Power W [^] /nm	Lumens (ϕ /nm)
360	0	NR	490	168	NR	620	940	NR	750	35	NR	880	1	NR
365	0	NR	495	233	NR	625	897	NR	755	30	NR	885	1	NR
370	0	NR	500	300	NR	630	847	NR	760	26	NR	890	1	NR
375	0	NR	505	372	NR	635	790	NR	765	22	NR	895	1	NR
380	0	NR	510	430	NR	640	730	NR	770	19	NR	900	1	NR
385	0	NR	515	483	NR	645	668	NR	775	16	NR	905	1	NR
390	0	NR	520	524	NR	650	605	NR	780	14	NR	910	0	NR
395	2	NR	525	555	NR	655	545	NR	785	12	NR	915	0	NR
400	4	NR	530	581	NR	660	485	NR	790	10	NR	920	0	NR
405	7	NR	535	604	NR	665	430	NR	795	9	NR	925	0	NR
410	17	NR	540	623	NR	670	378	NR	800	8	NR	930	0	NR
415	34	NR	545	645	NR	675	331	NR	805	7	NR	935	0	NR
420	68	NR	550	667	NR	680	290	NR	810	6	NR	940	0	NR
425	128	NR	555	693	NR	685	251	NR	815	5	NR	945	0	NR
430	214	NR	560	719	NR	690	218	NR	820	4	NR	950	0	NR
435	339	NR	565	754	NR	695	188	NR	825	4	NR	955	0	NR
440	507	NR	570	791	NR	700	162	NR	830	3	NR	960	0	NR
445	573	NR	575	830	NR	705	139	NR	835	3	NR	965	0	NR
450	356	NR	580	873	NR	710	119	NR	840	3	NR	970	0	NR
455	217	NR	585	913	NR	715	102	NR	845	2	NR	975	0	NR
460	168	NR	590	948	NR	720	88	NR	850	2	NR	980	0	NR
465	113	NR	595	974	NR	725	76	NR	855	2	NR	985	0	NR
470	85	NR	600	994	NR	730	65	NR	860	1	NR	990	0	NR
475	85	NR	605	998	NR	735	55	NR	865	1	NR	995	0	NR
480	94	NR	610	994	NR	740	47	NR	870	1	NR	1000	0	NR
485	120	NR	615	973	NR	745	41	NR	875	1	NR			

REPORT NUMBER: SP1-2408-195-9

Scotopic Flux vs. Wavelength



Scotopic Lumens: NR

S/P: 1.27

λ (nm)	Power W^{\wedge}/nm	Lumens (ϕ/nm)	λ (nm)	Power W^{\wedge}/nm	Lumens (ϕ/nm)	λ (nm)	Power W^{\wedge}/nm	Lumens (ϕ/nm)	λ (nm)	Power W^{\wedge}/nm	Lumens (ϕ/nm)	λ (nm)	Power W^{\wedge}/nm	Lumens (ϕ/nm)
360	0	NR	490	168	NR	620	940	NR	750	35	NR	880	1	NR
365	0	NR	495	233	NR	625	897	NR	755	30	NR	885	1	NR
370	0	NR	500	300	NR	630	847	NR	760	26	NR	890	1	NR
375	0	NR	505	372	NR	635	790	NR	765	22	NR	895	1	NR
380	0	NR	510	430	NR	640	730	NR	770	19	NR	900	1	NR
385	0	NR	515	483	NR	645	668	NR	775	16	NR	905	1	NR
390	0	NR	520	524	NR	650	605	NR	780	14	NR	910	0	NR
395	2	NR	525	555	NR	655	545	NR	785	12	NR	915	0	NR
400	4	NR	530	581	NR	660	485	NR	790	10	NR	920	0	NR
405	7	NR	535	604	NR	665	430	NR	795	9	NR	925	0	NR
410	17	NR	540	623	NR	670	378	NR	800	8	NR	930	0	NR
415	34	NR	545	645	NR	675	331	NR	805	7	NR	935	0	NR
420	68	NR	550	667	NR	680	290	NR	810	6	NR	940	0	NR
425	128	NR	555	693	NR	685	251	NR	815	5	NR	945	0	NR
430	214	NR	560	719	NR	690	218	NR	820	4	NR	950	0	NR
435	339	NR	565	754	NR	695	188	NR	825	4	NR	955	0	NR
440	507	NR	570	791	NR	700	162	NR	830	3	NR	960	0	NR
445	573	NR	575	830	NR	705	139	NR	835	3	NR	965	0	NR
450	356	NR	580	873	NR	710	119	NR	840	3	NR	970	0	NR
455	217	NR	585	913	NR	715	102	NR	845	2	NR	975	0	NR
460	168	NR	590	948	NR	720	88	NR	850	2	NR	980	0	NR
465	113	NR	595	974	NR	725	76	NR	855	2	NR	985	0	NR
470	85	NR	600	994	NR	730	65	NR	860	1	NR	990	0	NR
475	85	NR	605	998	NR	735	55	NR	865	1	NR	995	0	NR
480	94	NR	610	994	NR	740	47	NR	870	1	NR	1000	0	NR
485	120	NR	615	973	NR	745	41	NR	875	1	NR			

REPORT NUMBER: SP1-2408-195-9

Melanopic Flux vs. Wavelength



Melanopic Lumens: NR

M/P: 2.32

λ (nm)	Power W [^] /nm	Lumens (φ/nm)	λ (nm)	Power W [^] /nm	Lumens (φ/nm)	λ (nm)	Power W [^] /nm	Lumens (φ/nm)	λ (nm)	Power W [^] /nm	Lumens (φ/nm)	λ (nm)	Power W [^] /nm	Lumens (φ/nm)
360	0	NR	490	168	NR	620	940	NR	750	35	NR	880	1	NR
365	0	NR	495	233	NR	625	897	NR	755	30	NR	885	1	NR
370	0	NR	500	300	NR	630	847	NR	760	26	NR	890	1	NR
375	0	NR	505	372	NR	635	790	NR	765	22	NR	895	1	NR
380	0	NR	510	430	NR	640	730	NR	770	19	NR	900	1	NR
385	0	NR	515	483	NR	645	668	NR	775	16	NR	905	1	NR
390	0	NR	520	524	NR	650	605	NR	780	14	NR	910	0	NR
395	2	NR	525	555	NR	655	545	NR	785	12	NR	915	0	NR
400	4	NR	530	581	NR	660	485	NR	790	10	NR	920	0	NR
405	7	NR	535	604	NR	665	430	NR	795	9	NR	925	0	NR
410	17	NR	540	623	NR	670	378	NR	800	8	NR	930	0	NR
415	34	NR	545	645	NR	675	331	NR	805	7	NR	935	0	NR
420	68	NR	550	667	NR	680	290	NR	810	6	NR	940	0	NR
425	128	NR	555	693	NR	685	251	NR	815	5	NR	945	0	NR
430	214	NR	560	719	NR	690	218	NR	820	4	NR	950	0	NR
435	339	NR	565	754	NR	695	188	NR	825	4	NR	955	0	NR
440	507	NR	570	791	NR	700	162	NR	830	3	NR	960	0	NR
445	573	NR	575	830	NR	705	139	NR	835	3	NR	965	0	NR
450	356	NR	580	873	NR	710	119	NR	840	3	NR	970	0	NR
455	217	NR	585	913	NR	715	102	NR	845	2	NR	975	0	NR
460	168	NR	590	948	NR	720	88	NR	850	2	NR	980	0	NR
465	113	NR	595	974	NR	725	76	NR	855	2	NR	985	0	NR
470	85	NR	600	994	NR	730	65	NR	860	1	NR	990	0	NR
475	85	NR	605	998	NR	735	55	NR	865	1	NR	995	0	NR
480	94	NR	610	994	NR	740	47	NR	870	1	NR	1000	0	NR
485	120	NR	615	973	NR	745	41	NR	875	1	NR			

Summary

$R_f = 81.5$
 $R_g = 99.2$
 $CIE R_a = 81.0$
 $R_9 = 7.1$



Color Vector Graphics



Individual Sample Fidelity Index ($R_{f,i}$)

CES01 = 86	CES26 = 74	CES51 = 89	CES76 = 70
CES02 = 63	CES27 = 88	CES52 = 92	CES77 = 86
CES03 = 31	CES28 = 89	CES53 = 81	CES78 = 72
CES04 = 70	CES29 = 67	CES54 = 87	CES79 = 90
CES05 = 50	CES30 = 68	CES55 = 85	CES80 = 88
CES06 = 51	CES31 = 71	CES56 = 78	CES81 = 78
CES07 = 42	CES32 = 70	CES57 = 76	CES82 = 95
CES08 = 41	CES33 = 71	CES58 = 78	CES83 = 90
CES09 = 29	CES34 = 82	CES59 = 92	CES84 = 94
CES10 = 76	CES35 = 90	CES60 = 95	CES85 = 86
CES11 = 59	CES36 = 93	CES61 = 93	CES86 = 72
CES12 = 65	CES37 = 87	CES62 = 83	CES87 = 85
CES13 = 43	CES38 = 75	CES63 = 77	CES88 = 83
CES14 = 74	CES39 = 94	CES64 = 83	CES89 = 75
CES15 = 71	CES40 = 89	CES65 = 77	CES90 = 81
CES16 = 47	CES41 = 85	CES66 = 80	CES91 = 96
CES17 = 50	CES42 = 86	CES67 = 79	CES92 = 73
CES18 = 56	CES43 = 81	CES68 = 84	CES93 = 84
CES19 = 72	CES44 = 99	CES69 = 91	CES94 = 64
CES20 = 66	CES45 = 87	CES70 = 78	CES95 = 80
CES21 = 87	CES46 = 82	CES71 = 76	CES96 = 84
CES22 = 79	CES47 = 77	CES72 = 92	CES97 = 87
CES23 = 92	CES48 = 71	CES73 = 71	CES98 = 81
CES24 = 91	CES49 = 81	CES74 = 93	CES99 = 74
CES25 = 72	CES50 = 89	CES75 = 74	



Color Rendition by Hue-Angle Bin



Measure Comparisons



(END OF REPORT)